



# Google Classroom

Finding your classes	6
Navigating a Google Classroom	7
Submitting your work	8
Choosing your files	8



Google Classroom provides access to digital classrooms for all the subjects you are 'enrolled' in.

Classroom can be accessed from the school website, when you have logged in, by clicking on its icon.

You can also access Classroom directly through the link in 'key information' although you may need to log in again.

In your classrooms you can access any work assignments and make use of any digital resources shared by your teachers. You can also post in the stream asking classmates for help, or responding to others questions.

*Key information*

Website:  
[classroom.google.com](https://classroom.google.com)

Log in using school email address.  
firstname.lastname@hydehighschool.uk

Access:

- ✓ Desktop/Laptop web browser
- ✓ Mobile/Tablet web browser
- ✓ Android/iPhone App

## Finding your classes

Class list

Join a class

G Suite Menu

Class name

Upcoming assignments

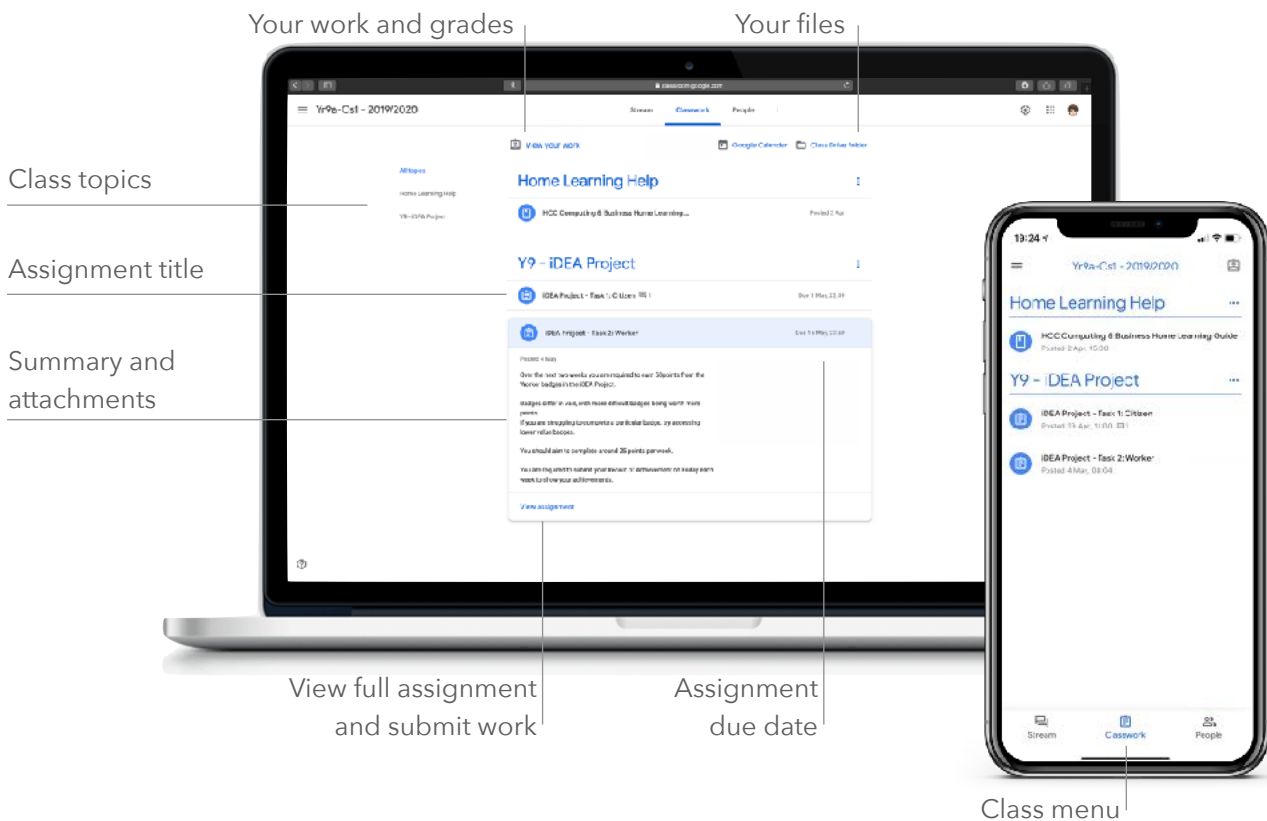
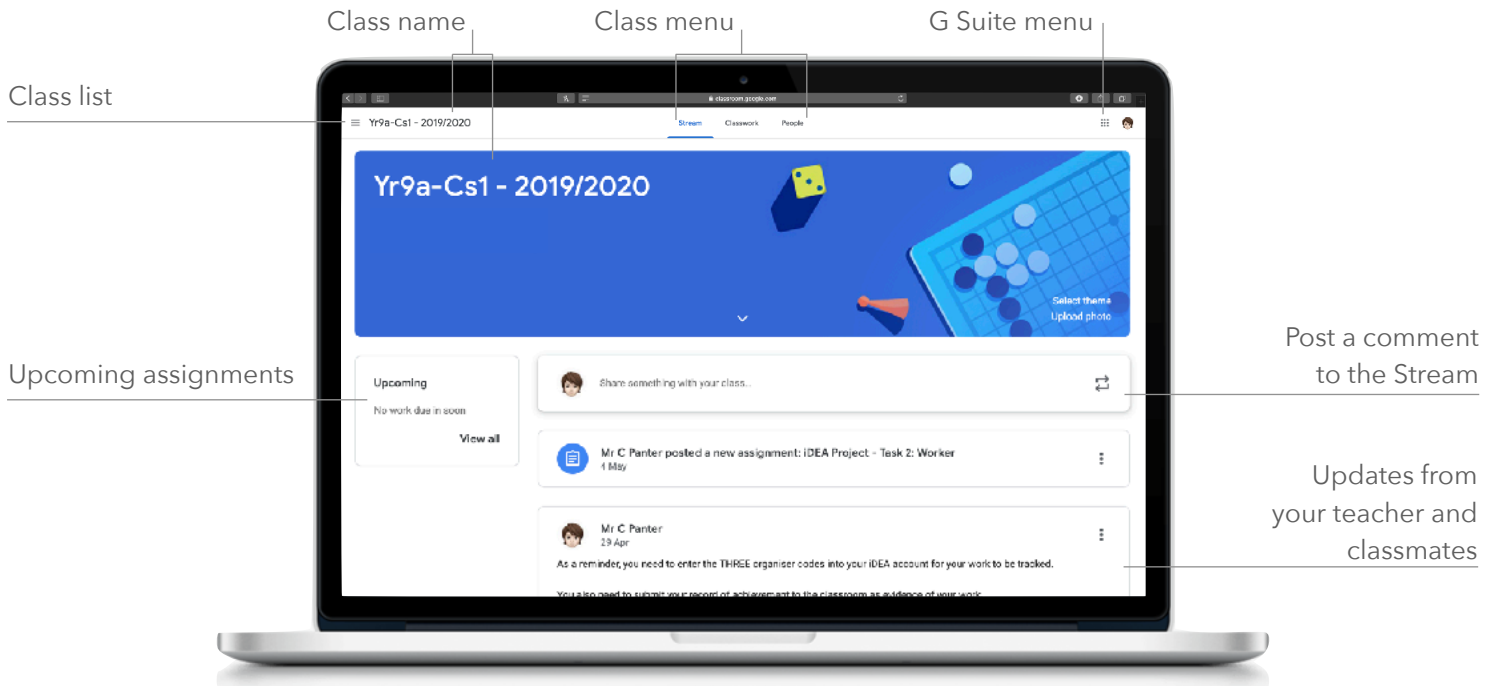
Show you work for this class

Open Google Drive folder for this class

When you open Google Classroom you see a tiled grid showing all of the different classes you are enrolled in. On a desktop, laptop or tablet web browser you can see information such as upcoming work assignments and view your work for each class. The smartphone and tablet apps are laid out slightly differently but work the same way. Click on a class name to enter that Google Classroom.

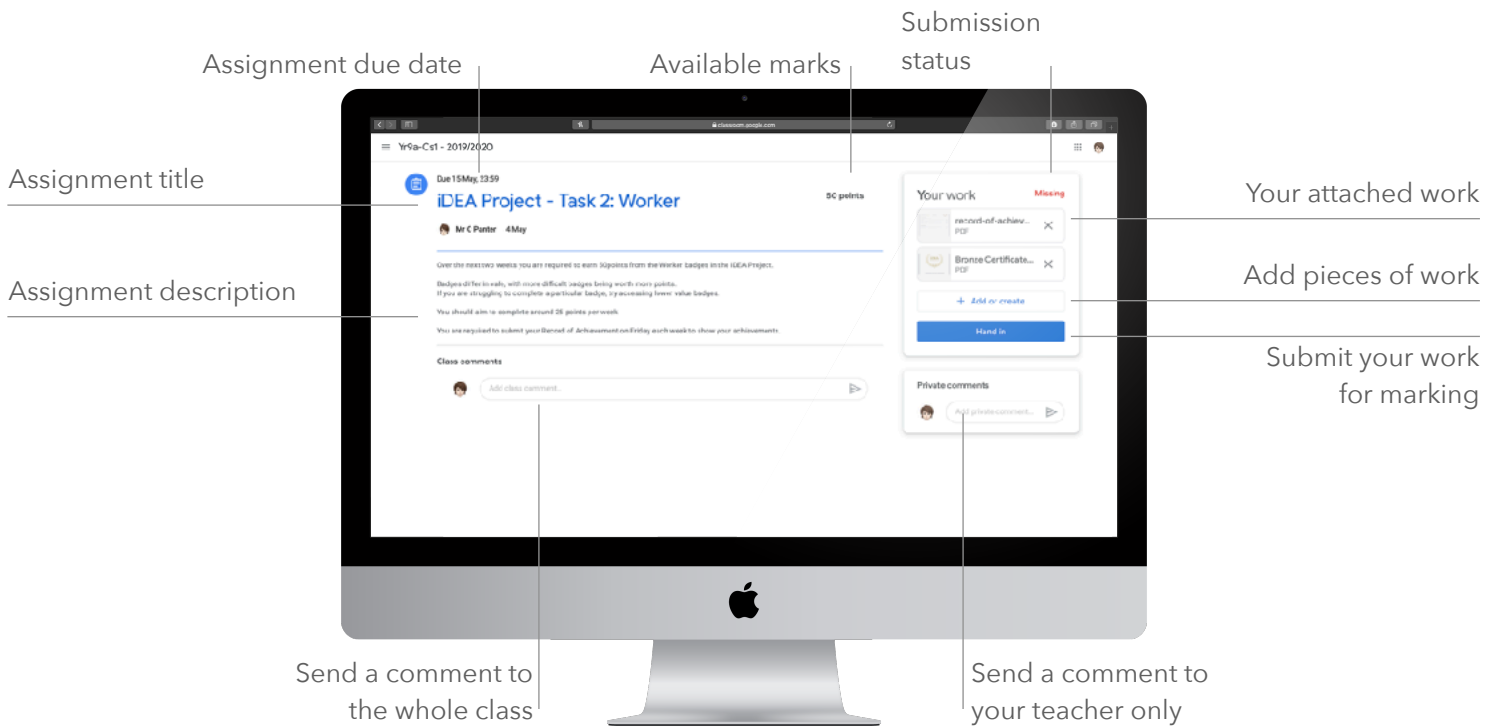


# Navigating a Google Classroom

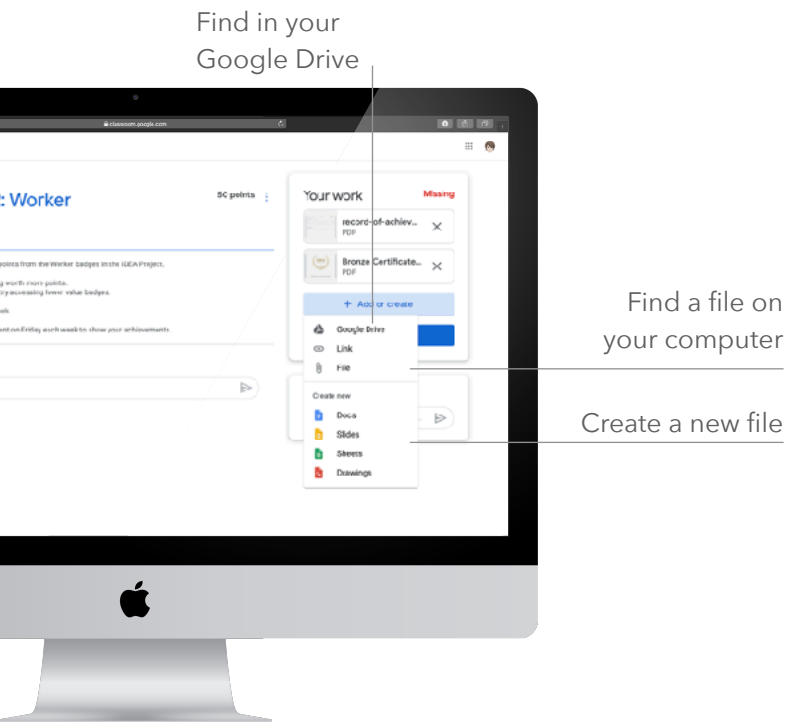




# Submitting your work



# Choosing your files



When choosing work to add to the assignment, you will be given a list of sources from which to upload your work.

Work already written using Google Docs, Slides or Sheet will be saved in your Google Drive.

You can upload work from your computer such as Word Documents, PowerPoints, or PDFs and images.

Alternatively, you can choose to create a new document using apps in the Google Suite.

In the Android/iPhone app, you will also have the option to choose a photo from your camera roll, or take a new picture using the camera.