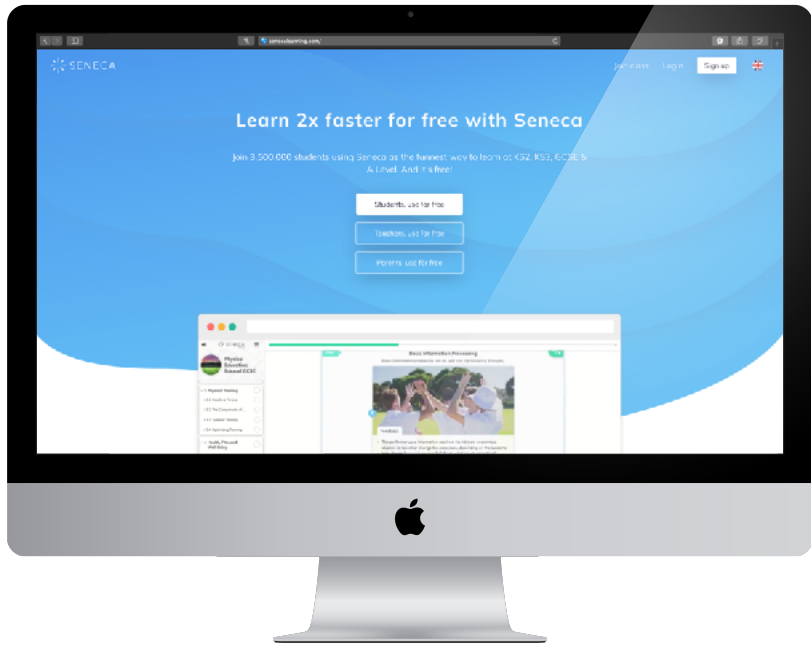




Logging in	24
Joining a class	25
Viewing your assignments	25
Your score and memory strength	26



Key information

Website:
www.senecalearning.com

Access:

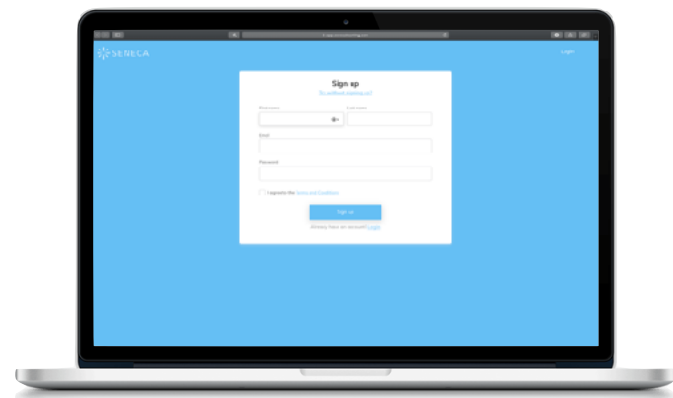
- ✓ Desktop/Laptop web browser
- ✓ Mobile/Tablet web browser
- ✗ Android/iPhone App

Logging in

First-time users of Seneca will need to create an account before they can gain access to the website. Click on the white "Sign up" button in the top right corner of the home screen.

Complete the sign up form with your name and email address. It is recommended you use your school email address for this. Create a secure password that you will remember. Your email address or password can not be reset by your teacher.

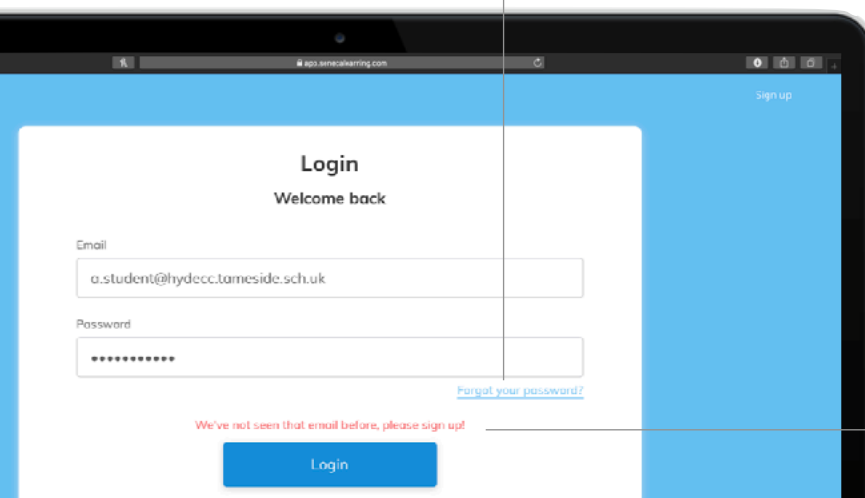
Returning users simply need to click "Login" in the top right corner and then enter the email address and password you used to create your account.



You only need to create one account for all of your lessons using Seneca.

If you have already created an account for one subject at school, you do not need to create another.

Forgotten password?
 Click here



Email not recognised?
 You may have incorrectly typed when you joined.

You may need to create a new account.

Teachers cannot change your email address.

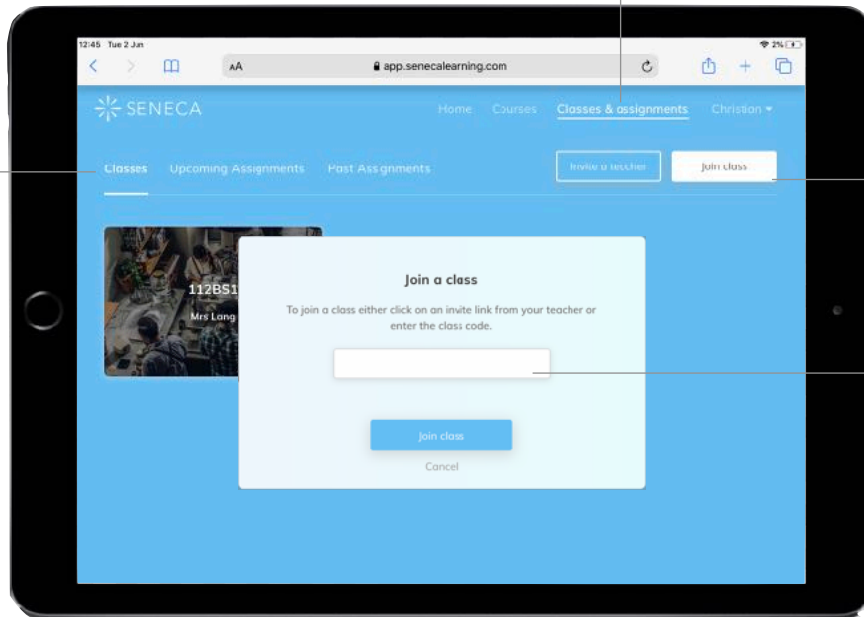
Joining a class

View your classes & assignments

View your classes

Join a class

Enter class code



Viewing your assignments

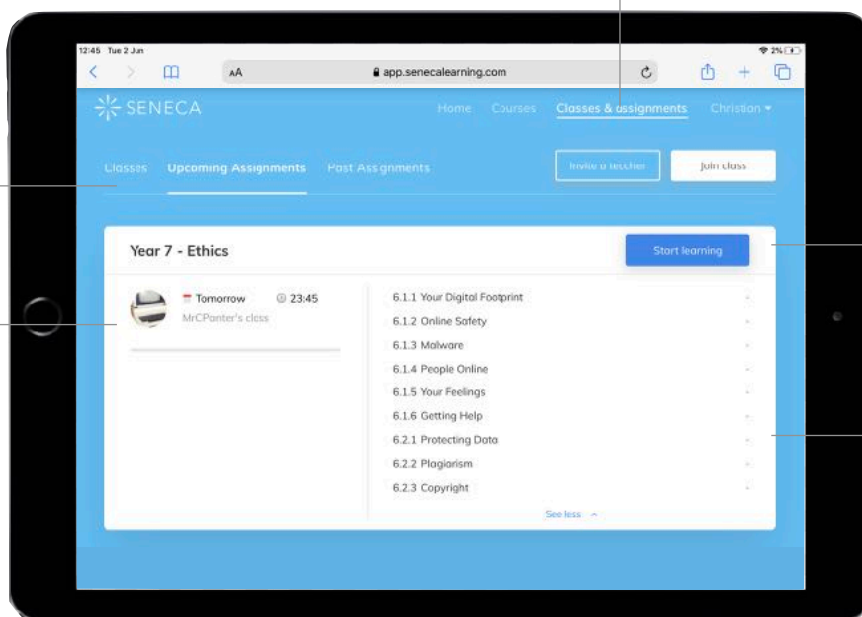
View your classes & assignments

View upcoming assignments

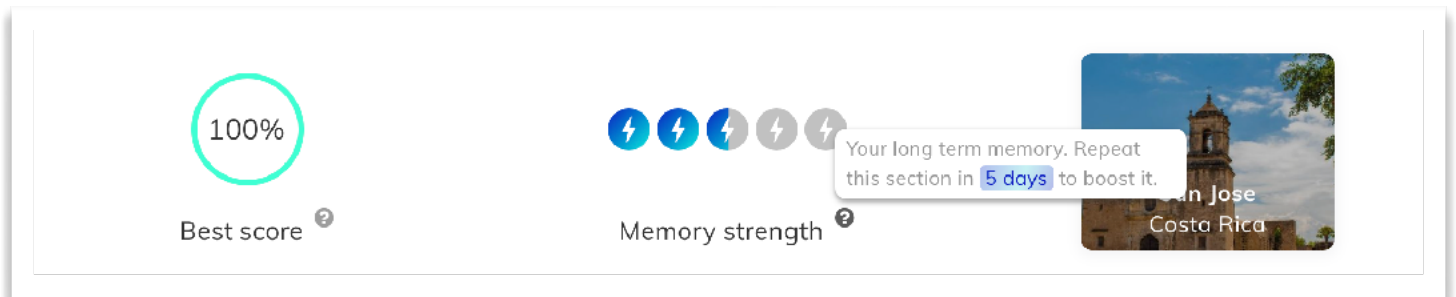
Assignment title & deadlines

Complete the whole assignment

Choose specific modules to complete



Your score and memory strength



When you complete a module or topic, Seneca will tell you the percentage of questions you got right. If you think you can do better then you can go back at anytime to redo the module and improve your score.

Seneca will also tell you your memory strength - the 5 lightening bolts. The higher your score here, the more likely you are to remember what you have learnt in the future. Hovering your mouse over the question mark will tell you when is best to come back and revisit the module to best improve your memory strength.

No unit in Seneca should only ever be completed once. Repeated attempts are key to learning a topic better. Your teachers also receive your scores (best score, worst score and average score) as well as how long you have spent learning on a topic and how many times you have attempted it.